



ORMESA®
• MADE IN ITALY SINCE 1980 •

BUG

RLV

BUG.

Safe, modular & versatile.

Bug by Ormesa is a stroller with a tilt-in-space function incorporated in the seat.

This aid is highly engineered and versatile; the wide range of adjustments makes Bug a **long-lived pushchair**, able to accompany the child during the entire growth process.

Bug is available in two sizes: **Small and Medium.**



BUG with base 869 passed CRASH TEST according to the **ISO 7176/19** and **ANSI RESNA WC/19**.

PRODUCT
MARKED



BUG is a MEDICAL DEVICE that COMPLIES WITH THE SAFETY REQUIREMENTS defined with the REGULATION (EU) 2017/745



Modular Seating System

Quick and simple to adjust for optimum posture

The seating adjustment hinges are close to the user's joints (coxo-femoral, knee & ankle joints). This structural feature is a major contributing factor to the child's well-being, as **the posture is not changed during tilting and reclining operations.**

Tilt in space and reclining

Tilting and reclining of the backrest make it possible to get the **ideal support position**. They are regulated by two independent gas springs that makes adjustment operations particularly gentle & smooth. **At fully reclined, the chair assumes a nearly supine position.**



Reversible Seat

face to face with the child

The seat of Bug size Small with 869 base is **reversible**. It can be used in **two directions: forward facing or facing you position** (mother direction).

The forward direction will favor the visual **exploration of the surrounding environment**, the mother direction instead the **visual contact between the child and the adult**.

forward facing



Adjustable on 4 bases a

outdoor use



869 four-wheels outdoor base

Light solid wheels, sliding on all surfaces, with direction locks, independent drum brakes.

Front wheels: 17 cm.

Rear wheels: 25 cm (Small) and 30cm (Medium).



BUG with base 869 passed CRASH TEST according to the **ISO 7176/19** and **ANSI RESNA WC/19**.



and on any flat surfaces

indoor use

856 indoor high-low feeding base

With 10 cm solid pivoting wheels and brakes. Simply and safely height adjustable, with pedal gas spring. Height goes from 34 to 61 cm.



851 indoor high-low compact base

With cm.7.5 solid pivoting wheels and brakes. Simply and safely Height adjustable, with gas spring. Height goes from 23 to 39 cm.



850 indoor compact floor base

It allows the development of activities on the ground, maintaining maximum stability and safety.







Technical features and adjustments

PULSANTE DI
RILASCIO
A LEVA

LEV
TO UNLOCK

ATTENZIONE!
ACCERTARSI CHE LA LEVA DI
BLOCCAGGIO SIA INSERITA
PRIMA DI USARE IL PASSEGGINO.

WARNING! ENSURE THAT YOU HAVE
LOCKED THE SEAT SECURING LEVER
BEFORE USING THE PUSHCHAIR.

ATTENZIONE
LEGGERE E COMPRENDERE
LE ISTRUZIONI PER L'USO E LA MANUTENZIONE
PRIMA DI USARE IL PASSEGGINO.
1. ATTENZIONE! LEGGERE E COMPRENDERE
LE ISTRUZIONI PER L'USO E LA MANUTENZIONE
PRIMA DI USARE IL PASSEGGINO.
2. ATTENZIONE! LEGGERE E COMPRENDERE
LE ISTRUZIONI PER L'USO E LA MANUTENZIONE
PRIMA DI USARE IL PASSEGGINO.
3. ATTENZIONE! LEGGERE E COMPRENDERE
LE ISTRUZIONI PER L'USO E LA MANUTENZIONE
PRIMA DI USARE IL PASSEGGINO.



Headrest

incorporated in the backrest. Your child's head is always supported during the tilt adjustments of the seat or of the backrest, also without accessories.



Locking/unlocking system

on a flat surface that ensures a stable positioning well visible and extremely safe. The release lever has a safety button to avoid the accidental release of the seat from the frame.




Push handle

adjustable in tilt through red buttons. It helps the care-giver in handling it even when Bug is tilting and/or reclining. (Only for 869 four-wheel outdoor base Bug).



Backrest

concave, rigid, reclinable and adjustable in height.



Tilting seat

with gas spring and adjustable in depth, width and rotation. The seat of Bug size Small with 869 base is reversible.



Leg rest

adjustable in tilt, with hinges close to the knee joints.

Tip-up foot rest

adjustable in height and tilt for the foot flex-extension.



Padded, ergonomic, ren fixed with buttons and made by “made in Ita

dark grey
pink



dark grey
pink & light blue



dark grey
green



dark grey
green & light blue



light grey
pink



movable upholstery

“italy” high quality fabric

light grey
pink & light blue

light grey
green

light grey
green & light blue



- › **Fire-proof:** its fire-proof properties are inherent to the yarn and they do not come from any additional treatments.
- › **Recyclable:** production cycle with low environmental impact.
- › **Martindale method:** maximum resistance to rubbing: 100.000 cycles. UNI ENI ISO 12947.
- › **Oeko-Tex Certificate:** for all fabrics that are in direct contact with the skin, to guarantee quality and safety for health.
- › **Long-lasting and highly resistant colours:** they are resistant to sweat, light, dry cleaning and washing machine (see the Use and Instruction manual).



CERTIFICATE
MED annex
A.1/3.19-20-21

Components



863 Headrest
with parietal supports. Adjustable in height, width, tilt and forward-backward.



852 Headrest
with parietal supports. Adjustable in height and width.



942 Ergonomic headrest
Adjustable in height, tilt and forward-backward with adjustable sides. Size L (large) available for special case.



835 Shaped headrest



934 Suspension headrest attachment
Available only for 863 headrest.



838 Lateral supports
adjustable in height and width.

Components



868 Wrappable and flexible trunk supports

Adjustable in height and width.



834 Padded abduction block

Adjustable in depth.



834R Padded abduction block

Adjustable in depth and abduction.



853 Vest harness



903 Five point vest harness



906 Five point harness

Components



894 45° pelvic belt



920 Four Point belt



827 Foot straps



839 Front handle
Adjustable in tilt.



824 Transparent tray
wrappable, with recess. Adjustable in tilt.



824B Wide tray for indoor base
It is made of resistant and hygiene material, no edge design, it does not retain any residue of food.

Components



905 Hand brake
for 869 base.



935 Oxygen bottle holder for 869 base
Maximum dimensions of the oxygen bottle: height 600 mm (valve included) and diameter 140 mm.
The frame can be folded without removing the accessory.



911 Vent tray
for carrying medical equipment. For 869 base. **The frame can be folded without removing the accessory.**



819 Canopy
in combination with the upholstery.
Resistant and easily adjustable.



825 Rain cover
(to fix at the canopy 819) for 869 base.



818 Thermal cover

Components



892 Covering for footrest
padded and removable.



854 Parasol
For 869 base, in combination with the upholstery.



858 Net basket for 869 base



921 Sibling rear footboard
Placed behind the stroller. For children of at least 15 months. Max. load 20 kg (44 lbs.) For 869 base.



922 Bottle holder
For 869 base.

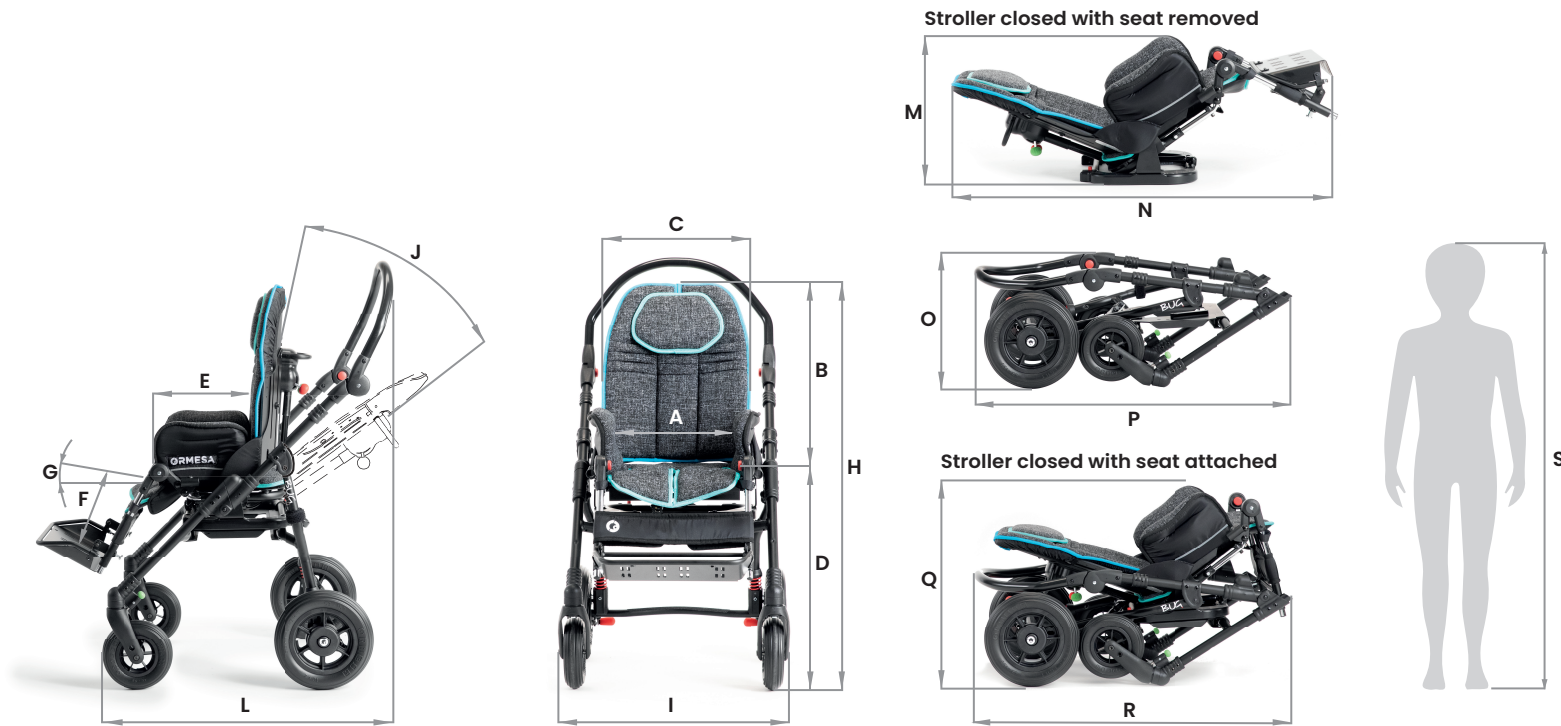


891 Set of 4 tie down hooks
for the forward-facing transport of the pushchair in a motor vehicle (private/cars, buses..). Only for 869 base.
See User and Maintenance Manual provided with the aid.



Bug | 869 base sizes and weight

Modular postural system on four-wheels outdoor base.



	A	B	C	D	E	F	G	J	H	I	L	M	N	O	P	Q	R	S	max. load	frame weight	seat weight	total weight
Small	20-30 cm 7,8-11,8 in	52-62 cm 20,4-24,4 in	37 cm 14,5 in	52 cm 20,4 in	20-30 cm 7,8-11,8 in	14-30 cm 5,5-11,8 in	0°-35°	35°	100-110 cm 39,3-43,3 in	57 cm 22,4 in	67-96 cm 26,3-37,7 in	35 cm 13,7 in	88 cm 34,6 in	33 cm 12,9 in	82 cm 32,2 in	50 cm 19,6 in	81 cm 31,8 in	90-120 cm 35,4-47,2 in	35 kg 77,1 lb	9,5 kg 20,9 lb	8,5 kg 18,7 lb	18 kg 39,6 in
Medium	25-36 cm 9,8-14,1 in	60-75 cm 23,6-29,5 in	46 cm 18,1 in	55 cm 21,6 in	30-40 cm 11,8-15,7 in	20-38 cm 7,8-14,9 in	5°-30°	40°	112-127 cm 44-50 in	62 cm 24,4 in	80-107 cm 31,4-42,1 in	37 cm 14,5 in	112 cm 44 in	39 cm 15,3 in	94 cm 37 in	52 cm 20,4 in	94 cm 37 in	115-140 cm 45,2-55,1 in	45 kg 99,2 lb	11 kg 24,2 lb	12,7 kg 27,9 lb	23,7 kg 52,2 lb

Hypen-separated numbers indicate the minimum and maximum range of adjustment

Bug | 856 base sizes and weight

Modular postural system on indoor high-low feeding base.



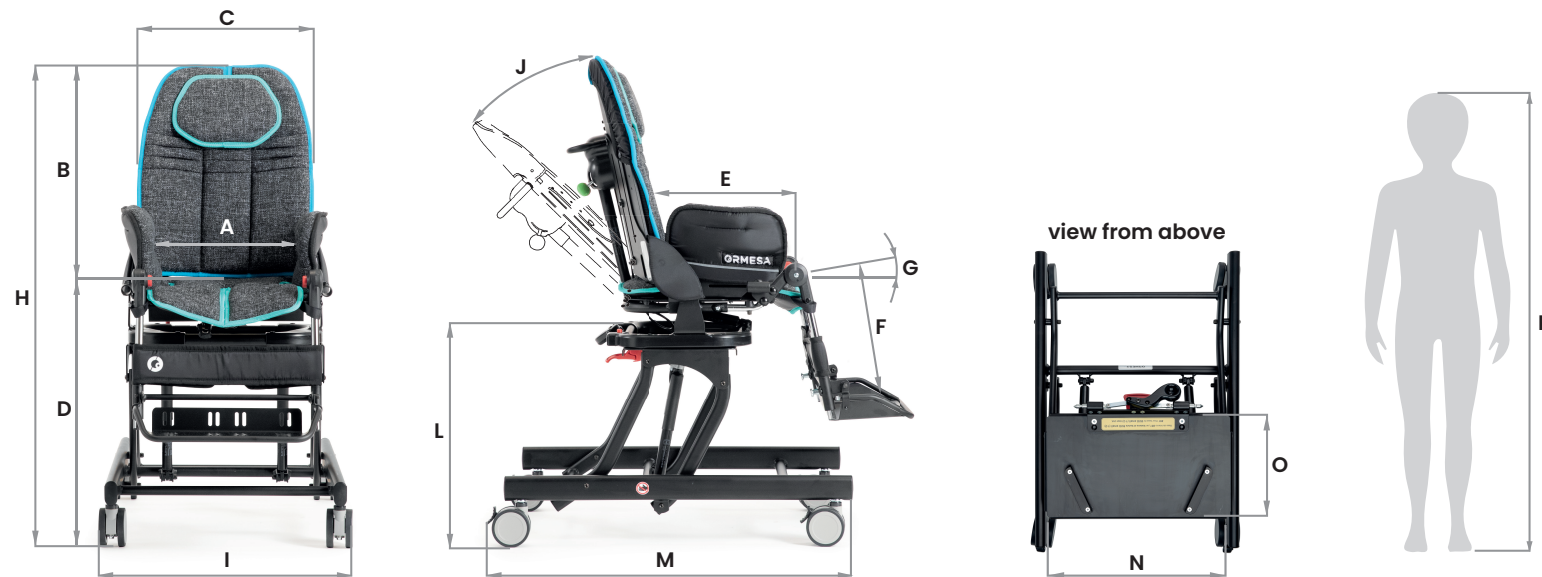
	A	B	C	D	E	F	G	J	H	I	L	M	N	O	P	max. load	frame weight	seat weight	total weight
Small	20-30 cm	52-62 cm	37 cm	47-75 cm	20-30 cm	14-30 cm	0°-35°	35°	95-132 cm	56 cm	34-61 cm	80 cm	40 cm	25 cm	90-120 cm	35 kg	14,5 kg	8,5 kg	23 kg
	7,8-11,8 in	20,4-24,4 in	14,5 in	18,5-29,5 in	7,8-11,8 in	5,5-11,8 in			37,4-51,9 in	22 in	13,3-24 in	31,4 in	15,7 in	9,8 in	35,4-47,2 in	77,1 lb	31,9 lb	18,7 lb	50,7 lb
Medium	25-36 cm	60-75 cm	46 cm	47-75 cm	30-40 cm	20-38 cm	0°-25°	40°	106-148 cm	62 cm	34-61 cm	83 cm	45 cm	32 cm	115-140 cm	45 kg	16,2 kg	12,7 kg	28,9 kg
	9,8-14,1 in	23,6-29,5 in	18,1 in	18,5-29,5 in	11,8-15,7 in	7,8-14,9 in			41,7-58,2 in	24,4 in	13,3-24 in	32,6 in	17,7 in	12,5 in	45,2-55,1 in	99,2 lb	35,7 lb	27,9 lb	63,7 lb

Hyphen-separated numbers indicate the minimum and maximum range of adjustment

Bug | 851 base

sizes and weight

Modular postural system on indoor high-low compact base.



	A	B	C	D	E	F	G	J	H	I	L	M	N	O	P	max. load	frame weight	seat weight	total weight
Small	20-30 cm	52-62 cm	37 cm	34-50 cm	20-30 cm	14-30 cm	0°-35°	35°	84-110 cm	50 cm	23-39 cm	72 cm	41 cm	23 cm	90-120 cm	35 kg	8,8 kg	8,5 kg	17,3 kg
	7,8-11,8 in	20,4-24,4 in	14,5 in	13,3-19,6 in	7,8-11,8 in	5,5-11,8 in			33-43,3 in	19,6 in	9-15,3 in	28,3 in	16,1 in	9 in	35,4-47,2 in	77,1 lb	19,4 lb	18,7 lb	38,1 lb
Medium	25-36 cm	60-75 cm	46 cm	34-50 cm	30-40 cm	20-38 cm	0°-25°	40°	95-126 cm	55 cm	23-39 cm	76 cm	46 cm	28 cm	115-140 cm	45 kg	10 kg	12,7 kg	22,7 kg
	9,8-14,1 in	23,6-29,5 in	18,1 in	13,3-19,6 in	11,8-15,7 in	7,8-14,9 in			37,4-49,6 in	21,6 in	9-15,3 in	29,9 in	18,1 in	11 in	45,2-55,1 in	99,2 lb	22 lb	27,9 lb	50 lb

Hyphen-separated numbers indicate the minimum and maximum range of adjustment

Bug | 850 base sizes and weight

Modular postural system on indoor compact floor base.



	A	B	C	D	E	F	G	J	H	I	L	M	N	O	P	max. load	frame weight	seat weight	total weight
Small	20-30 cm	52-62 cm	37 cm	17 cm	20-30 cm	14-30 cm	0°-35°	35°	68-78 cm	46 cm	6 cm	61 cm	41 cm	23 cm	90-120 cm	35 kg	4,5 kg	8,5 kg	13 kg
	7,8-11,8 in	20,4-24,4 in	14,5 in	6,6 in	7,8-11,8 in	5,5-11,8 in			26,7-30,7 in	18,1 in	2,3 in	24 in	16,1 in	9 in	35,4-47,2 in	77,1 lb	9,9 lb	18,7 lb	28,6 lb
Medium	25-36 cm	60-75 cm	46 cm	17 cm	30-40 cm	20-38 cm	0°-25°	40°	77-92 cm	51 cm	6 cm	63 cm	46 cm	28 cm	115-140 cm	45 kg	5,5 kg	12,7 kg	18,2 kg
	9,8-14,1 in	23,6-29,5 in	18,1 in	6,6 in	11,8-15,7 in	7,8-14,9 in			30,3-36,2 in	20 in	2,3 in	24,8 in	18,1 in	11 in	45,2-55,1 in	99,2 lb	12,1 lb	27,9 lb	40,1 lb

Hyphen-separated numbers indicate the minimum and maximum range of adjustment





ORMESA®

• MADE IN ITALY SINCE 1980 •



CE complies with MDR (EU) 2017/745

COMPANY WITH
QUALITY SYSTEM
CERTIFIED BY DNV GL
= **ISO 13485** =

Ormesa srl - Via A. Da Sangallo, 1 | 06034 Foligno (PG) - ITALY
Tel. +39 0742 22927 | FAX +39 0742 22637 | info@ormesa.com

www.ormesa.com